

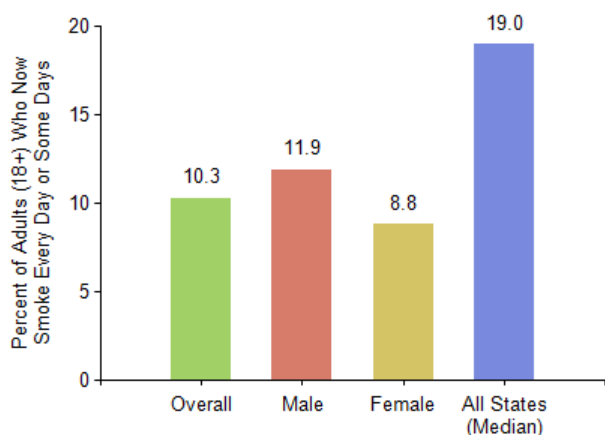
Health Consequences and Costs

| Smoking - Attributable Mortality (SAM), 2000-2004 | | | Smoking - Attributable Productivity Losses, 2000-2004 | | Smoking - Attributable Expenditures (SAEs), 2004 | |
|---|------------|------------|---|---------------------------|---|-------------|
| | SAM* Total | SAM † Rate | | Productivity Losses* (\$) | Type of Expense | SAEs (\$) |
| Overall: | 1,156 | 138.3 | Overall: | 293,595,000 | Overall: | 369,000,000 |
| Male: | 800 | 221.3 | Male: | 210,985,000 | Ambulatory Care: | 54,000,000 |
| Female: | 356 | 75.6 | Female: | 82,610,000 | Hospital Care: | 200,000,000 |
| Note: *Average annual total among adults aged 35 years and older. It does not include burn or secondhand smoke deaths. | | | Note: *Average annual total among adults aged 35 years and older. It does not include burn or secondhand smoke deaths. | | Nursing Home Care: | 19,000,000 |
| † Age-adjusted rate expressed per 100,000 population. | | | | | Prescription Drugs: | 59,000,000 |
| | | | | | Other*†: | 37,000,000 |
| | | | | | Note: *Excess personal health care expenditures attributed to diseases for which cigarette smoking is a primary risk factor, among adults aged 18 years and older. †Home health services and durable medical equipment expenditures. | |

Source: Smoking Attributable Mortality, Morbidity, and Economic Costs (SAMMEC) online application

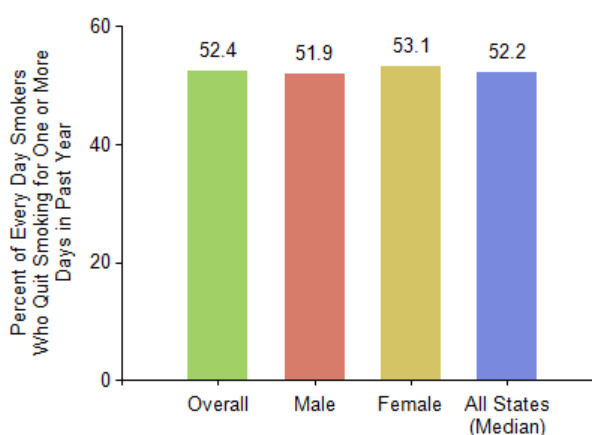
Behaviors

Cigarette Use (Adults), 2013



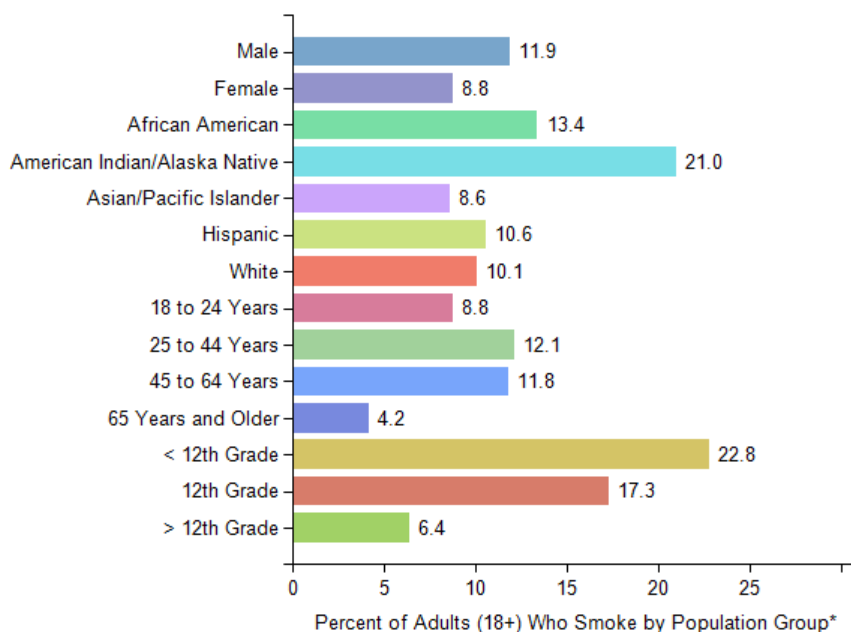
Source: Behavioral Risk Factor Surveillance System (BRFSS)

Cessation (Adults), 2013



Source: Behavioral Risk Factor Surveillance System (BRFSS)

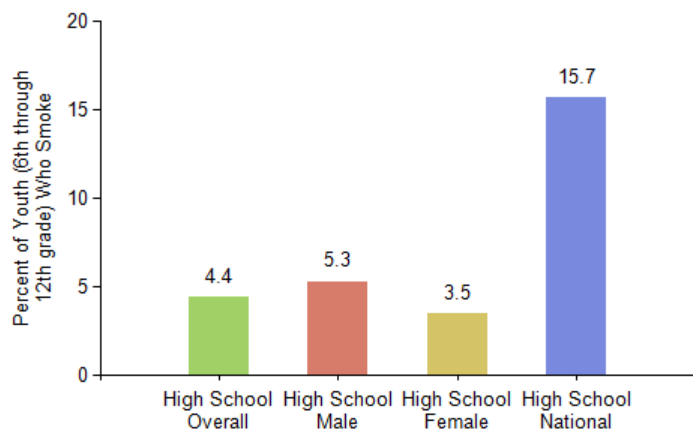
Current Smoking (Adults), 2013



Note: * Estimates for education are based on adults aged 20 years and older. Estimates for racial/ethnic groups are based on combined 2012 and 2013 data.

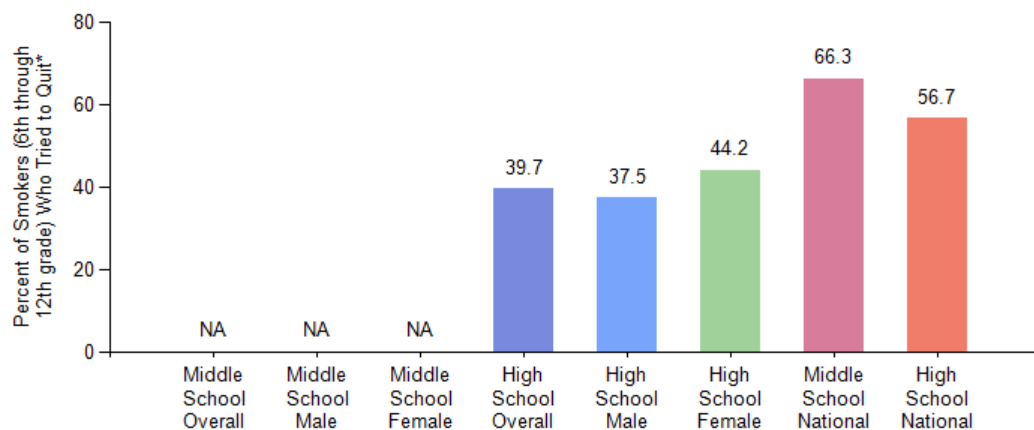
Source: Behavioral Risk Factor Surveillance System (BRFSS)

Smoking Prevalence (Youth), 2013



Source: State data from Youth Risk Behavior Surveillance System (YRBSS), 2013; National data from National Youth Risk Behavior Survey (NYRBS), 2013

Cessation (Youth), 2007

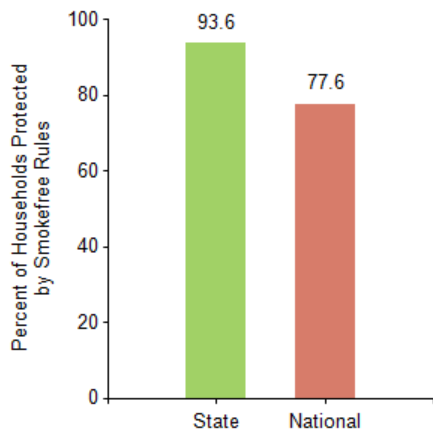


Note: *Percent of Smokers who quit cigarettes for one or more days during the past year.

Source: State data from Youth Tobacco Survey (YTS), 2007; National data from National Youth Tobacco Survey (NYTS), 2011

Environment

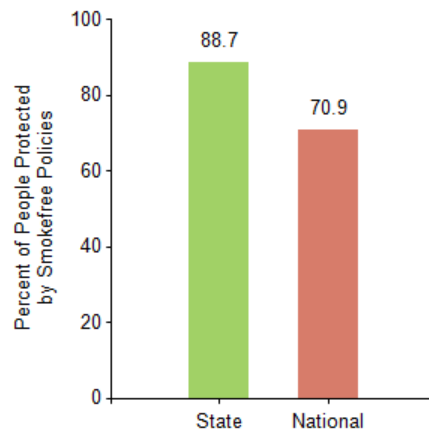
Smokefree Policies in Homes, 2010-2011



Note: The above estimate is a percentage of households with smokefree rules. The estimate is based on agreement of self-respondents aged 15 years and older within each household.

Source: Tobacco Use Supplement to the Current Population Survey (TUS-CPS)

Smokefree Policies in Indoor Worksites, 2010-2011



Note: The above estimate is a percentage of people aged 15 years and older, who work in indoor worksites with smokefree policies.

Source: Tobacco Use Supplement to the Current Population Survey (TUS-CPS)

Medicaid Coverage of Cessation Treatments and Barriers to Treatments, 2014, 2nd Quarter

| Medicaid Coverage of Cessation Treatments | | | |
|---|-----------------------|--------------------|---------|
| | Fee-For-Service Plans | Managed Care Plans | Summary |
| Comprehensive Medicaid Coverage of Treatments: | No | No | No |
| Counseling[†] | | | |
| Individual Counseling: | Pregnant Women | Pregnant Women | No |
| Group Counseling: | Pregnant Women | Pregnant Women | No |
| Medications | | | |
| Nicotine Patch: | Varies by Plan | Varies by Plan | No |
| Nicotine Gum: | Varies by Plan | Varies by Plan | No |
| Nicotine Lozenge: | Varies by Plan | Varies by Plan | No |
| Nicotine Nasal Spray: | Varies by Plan | Varies by Plan | No |
| Nicotine Inhaler: | Varies by Plan | Varies by Plan | No |
| Bupropion (Zyban®): | Yes | Yes | Yes |
| Varenicline (Chantix®): | Yes | Yes | Yes |
| Barriers to Treatments | | | |
| | Fee-For-Service Plans | Managed Care Plans | Summary |
| Barriers to Treatments: | Yes | Yes | Yes |
| Co-Payments Required: | Yes | Yes | Yes |
| Prior Authorization Required: | Yes | Yes | Yes |
| Counseling Required for Medications: | No | No | No |
| Stepped Care Therapy Required: | No | No | No |
| Limits on Duration: | No | No | No |
| Annual Limits: | No | No | No |
| Lifetime Limits: | No | No | No |
| Other: | No | No | No |

[†] Telephone counseling is available through the state quitline.

Note: Section 2502 of the Patient Protection and Affordable Care Act requires all state Medicaid programs to cover all FDA-approved tobacco cessation medications as of January 1, 2014. However, states are currently in the process of modifying their coverage to come into compliance with this requirement. Data in the STATE System on Medicaid coverage of tobacco cessation medications reflect evidence of coverage that is found in documentable sources, and may not yet reflect medications covered under this requirement.

Source: American Lung Association State Tobacco Cessation Coverage Database

Legislation

Legislation – Smokefree Indoor Air, 2014, 2nd Quarter

| | Indoor Air Restrictions on Smoking | | | | Penalties | |
|-----------------------------|------------------------------------|----------------------------|------------------|------|-------------|-----------|
| | Banned (100% Smokefree) | Separated Ventilated Areas | Designated Areas | None | To Business | To Smoker |
| Government Worksites | ✓ | | | | ✓ | ✓ |
| Private Worksites | ✓ | | | | ✓ | ✓ |
| Restaurants | ✓ | | | | ✓ | ✓ |
| Commercial Day Care Centers | ✓ | | | | ✓ | ✓ |
| Home-based Day Care Centers | ✓ | | | | ✓ | ✓ |

Source: Office on Smoking and Health (OSH)

Legislation – Excise Tax 2014, 2nd Quarter

| | |
|--------------------------|----------------------------|
| Cigarette Tax Per Pack | \$1.700 |
| Smokeless Tobacco | |
| Smokeless Tax | Yes |
| Percent Value | 86 |
| Type of Tax | Manufacturer's sales price |
| Chewing Tobacco Tax (\$) | No Provision |
| Snuff Tax (\$) | No Provision |

Source: Office on Smoking and Health (OSH)

Legislation – Advertising 2014, 2nd Quarter

| | |
|--|--------------|
| Any Restrictions | Yes |
| Banned on State Property | No Provision |
| Banned on Public Transportation | Yes |
| Any Restrictions on Tobacco Billboards | Yes |
| Banning of Tobacco Billboards | Yes |

Source: Office on Smoking and Health (OSH)

Legislation – Preemption, 2014, 2nd Quarter

Any Preemption: Yes

| Preemption on Smokefree Indoor Air | | Preemption on Advertising | | Preemption on Youth Access | |
|------------------------------------|-----|---------------------------|-----|----------------------------|--------------|
| Bars | Yes | Promotion | Yes | Sales to Youth | No Provision |
| Government Worksites | Yes | Display | Yes | Distribution | No Provision |
| Private Worksites | Yes | Sampling | Yes | Vending Machines | Yes |
| Restaurants | Yes | Other | Yes | | |

Source: Office on Smoking and Health (OSH)

Economics

State Revenue from Tobacco Sales and Settlement

| | |
|---|-----------------|
| Tobacco Settlement Revenue (\$): 2014 | \$39,426,486.88 |
| Gross Cigarette Tax Revenue (\$): 2013 | \$104,045,712 |
| Cigarette Tax Per Pack, 2014–2 Quarter | \$1.700 |
| Cigarette Consumption (Pack Sales Per Capita), 2013 | 21.40 |

Source: Settlement Revenue from National Association of Attorneys General (NAAG); Cigarette Tax from Office on Smoking and Health (OSH); Others from Orzechowski and Walker (OW)

Legislation – Licensure, 2014, 2nd Quarter

| Over-the-Counter | | Vending Machines | |
|--------------------------|-----|--------------------------|-----|
| License Required | Yes | License Required | Yes |
| Includes Cigarettes | Yes | Includes Cigarettes | Yes |
| Includes Chewing Tobacco | Yes | Includes Chewing Tobacco | Yes |

Source: Office on Smoking and Health (OSH)

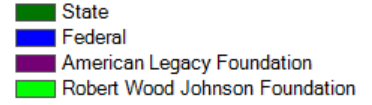
Legislation – Youth Access, 2014, 2nd Quarter

| Cigarette Sales | | Cigarette Vending Machines | |
|-----------------------|--------------|----------------------------|--------------|
| Minimum Age | Yes | Restriction on Access | Yes |
| Minimum Age (Years) | 19 | Banned from Location | Yes |
| Purchase Prohibited | Yes | Limited Placement | No Provision |
| Possession Prohibited | Yes | Locking Device | No Provision |
| Use Prohibited | No Provision | Supervision | No Provision |

Source: Office on Smoking and Health (OSH)

Investment in Tobacco Control

Appropriations/Grants, 2011



| Total Amount and Total Per Capita | |
|-----------------------------------|--------------|
| | Amount (\$) |
| Total Amount: | 8,874,879.00 |
| Total Per Capita: | 3.15 |

| Total Amount by Source | | | |
|--|---------------------|--------------------------------|---------------|
| Source | Amount (\$) | Percentage of Total Amount (%) | Funding Cycle |
| State: | 7,100,000.00 | 80.0 | 07/10-06/11 † |
| Federal: | 1,765,916.00 | 19.9 | 04/10-03/11 ‡ |
| American Legacy Foundation: | 0.00 | 0.0 | 07/10-06/11 |
| Robert Wood Johnson Foundation: | 8,963.00 | 0.1 | 07/10-06/11 |
| Total: | 8,874,879.00 | 100.0 | |

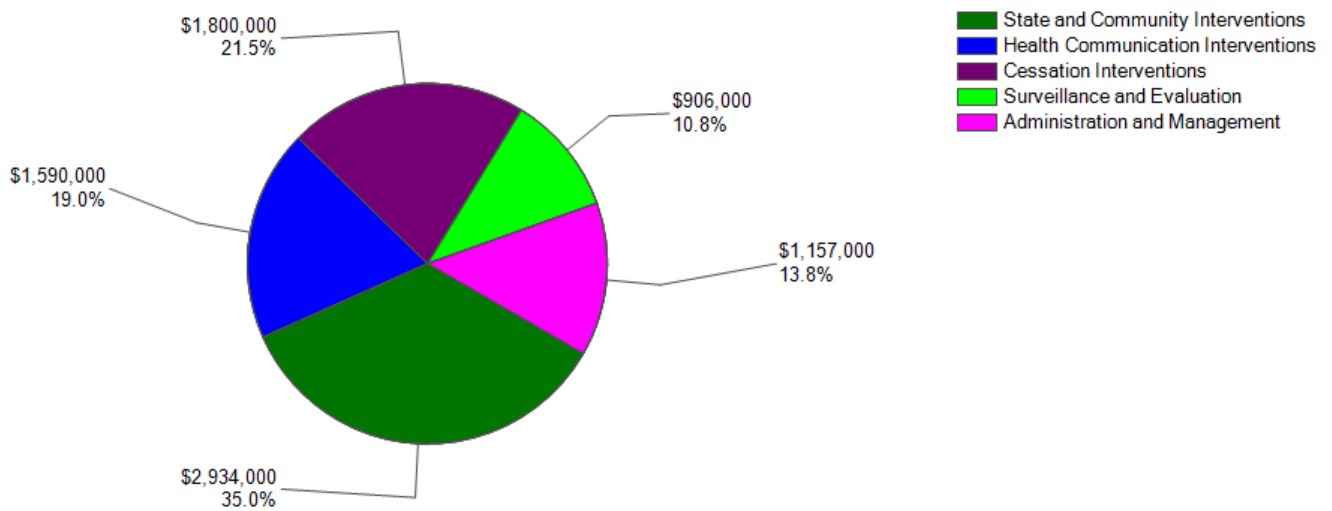
Note: The data are not adjusted for inflation.

† For state appropriations, the state funding cycle reported is the state's fiscal year for data from 2000 - 2011. For years prior to 2000, state funding data were tracked for a funding cycle set at July 1 to June 30 for all 50 states and DC.

‡ For federal appropriations, the funding cycle reported is the funding cycle for the OSH NTCP grant.

Source: [Bridging the Gap/ImpacTeen Project, University of Illinois at Chicago Health Policy Center \(UIC\)](#)

Expenditures, 2011



Expenditures as a Percentage of 2007 CDC Recommended Level

| | |
|--|---------------|
| Total Amount (\$): | 8,387,000.00 |
| Total Per Capita (\$): | 3.02 |
| 2007 CDC Best Practices Recommended Annual Investment (\$): | 23,600,000.00 |
| Total Expenditures as a Percentage of 2007 CDC Recommended Level (%): | 35.5 |

Expenditures by 2007 CDC Best Practices Program Components

| Program Components | Amount (\$) | Percentage of Total Amount (%) |
|--|---------------------|--------------------------------|
| State and Community Interventions: | 2,934,000.00 | 35.0 |
| Health Communication Interventions: | 1,590,000.00 | 19.0 |
| Cessation Interventions: | 1,800,000.00 | 21.5 |
| All Interventions Subtotal: | 6,324,000.00 | 75.4 |
| Surveillance and Evaluation: | 906,000.00 | 10.8 |
| Administration and Management: | 1,157,000.00 | 13.8 |
| Total: | 8,387,000.00 | 100.0 |

Note: The data are not adjusted for inflation.

Source: [Bridging the Gap/ImpacTeen Project, University of Illinois at Chicago Health Policy Center \(UIC\)](#)

Quitline

General Information

Quitline Name: Utah Tobacco Quit Line Phone Numbers: 801-538-6502

Services Available - Hours of Operation and Available Languages

| Hours of Operation — Live Pick Up Calls | | | | | | | |
|---|------------------------|------------------------|------------------------|------------------------|------------------------|------------------------|------------------------|
| Quarter | Monday | Tuesday | Wednesday | Thursday | Friday | Saturday | Sunday |
| 2013-Q4 | 6:00 AM - 11:00 PM MST | 6:00 AM - 11:00 PM MST | 6:00 AM - 11:00 PM MST | 6:00 AM - 11:00 PM MST | 6:00 AM - 11:00 PM MST | 6:00 AM - 11:00 PM MST | 6:00 AM - 11:00 PM MST |
| 2013-Q3 | 6:00 AM - 11:00 PM MST | 6:00 AM - 11:00 PM MST | 6:00 AM - 11:00 PM MST | 6:00 AM - 11:00 PM MST | 6:00 AM - 11:00 PM MST | 6:00 AM - 11:00 PM MST | 6:00 AM - 11:00 PM MST |
| 2013-Q2 | 6:00 AM - 11:00 PM MST | 6:00 AM - 11:00 PM MST | 6:00 AM - 11:00 PM MST | 6:00 AM - 11:00 PM MST | 6:00 AM - 11:00 PM MST | 6:00 AM - 11:00 PM MST | 6:00 AM - 11:00 PM MST |
| 2013-Q1 | 6:00 AM - 11:00 PM MST | 6:00 AM - 11:00 PM MST | 6:00 AM - 11:00 PM MST | 6:00 AM - 11:00 PM MST | 6:00 AM - 11:00 PM MST | 6:00 AM - 11:00 PM MST | 6:00 AM - 11:00 PM MST |
| 2012-Q4 | 6:00 AM - 11:00 PM MST | 6:00 AM - 11:00 PM MST | 6:00 AM - 11:00 PM MST | 6:00 AM - 11:00 PM MST | 6:00 AM - 11:00 PM MST | 6:00 AM - 11:00 PM MST | 6:00 AM - 11:00 PM MST |
| 2012-Q3 | 6:00 AM - 11:00 PM MST | 6:00 AM - 11:00 PM MST | 6:00 AM - 11:00 PM MST | 6:00 AM - 11:00 PM MST | 6:00 AM - 11:00 PM MST | 6:00 AM - 11:00 PM MST | 6:00 AM - 11:00 PM MST |
| 2012-Q2 | 6:00 AM - 11:00 PM MST | 6:00 AM - 11:00 PM MST | 6:00 AM - 11:00 PM MST | 6:00 AM - 11:00 PM MST | 6:00 AM - 11:00 PM MST | 6:00 AM - 11:00 PM MST | 6:00 AM - 11:00 PM MST |
| 2012-Q1 | 6:00 AM - 11:00 PM MST | 6:00 AM - 11:00 PM MST | 6:00 AM - 11:00 PM MST | 6:00 AM - 11:00 PM MST | 6:00 AM - 11:00 PM MST | 6:00 AM - 11:00 PM MST | 6:00 AM - 11:00 PM MST |

| Hours of Operation — Counseling Available | | | | | | | |
|---|------------------------|------------------------|------------------------|------------------------|------------------------|------------------------|------------------------|
| Quarter | Monday | Tuesday | Wednesday | Thursday | Friday | Saturday | Sunday |
| 2013-Q4 | 6:00 AM - 11:00 PM MST | 6:00 AM - 11:00 PM MST | 6:00 AM - 11:00 PM MST | 6:00 AM - 11:00 PM MST | 6:00 AM - 11:00 PM MST | 6:00 AM - 11:00 PM MST | 6:00 AM - 11:00 PM MST |
| 2013-Q3 | 6:00 AM - 11:00 PM MST | 6:00 AM - 11:00 PM MST | 6:00 AM - 11:00 PM MST | 6:00 AM - 11:00 PM MST | 6:00 AM - 11:00 PM MST | 6:00 AM - 11:00 PM MST | 6:00 AM - 11:00 PM MST |
| 2013-Q2 | 6:00 AM - 11:00 PM MST | 6:00 AM - 11:00 PM MST | 6:00 AM - 11:00 PM MST | 6:00 AM - 11:00 PM MST | 6:00 AM - 11:00 PM MST | 6:00 AM - 11:00 PM MST | 6:00 AM - 11:00 PM MST |
| 2013-Q1 | 6:00 AM - 11:00 PM MST | 6:00 AM - 11:00 PM MST | 6:00 AM - 11:00 PM MST | 6:00 AM - 11:00 PM MST | 6:00 AM - 11:00 PM MST | 6:00 AM - 11:00 PM MST | 6:00 AM - 11:00 PM MST |
| 2012-Q4 | 6:00 AM - 11:00 PM MST | 6:00 AM - 11:00 PM MST | 6:00 AM - 11:00 PM MST | 6:00 AM - 11:00 PM MST | 6:00 AM - 11:00 PM MST | 6:00 AM - 11:00 PM MST | 6:00 AM - 11:00 PM MST |
| 2012-Q3 | 6:00 AM - 11:00 PM MST | 6:00 AM - 11:00 PM MST | 6:00 AM - 11:00 PM MST | 6:00 AM - 11:00 PM MST | 6:00 AM - 11:00 PM MST | 6:00 AM - 11:00 PM MST | 6:00 AM - 11:00 PM MST |
| 2012-Q2 | 6:00 AM - 11:00 PM MST | 6:00 AM - 11:00 PM MST | 6:00 AM - 11:00 PM MST | 6:00 AM - 11:00 PM MST | 6:00 AM - 11:00 PM MST | 6:00 AM - 11:00 PM MST | 6:00 AM - 11:00 PM MST |
| 2012-Q1 | 6:00 AM - 11:00 PM MST | 6:00 AM - 11:00 PM MST | 6:00 AM - 11:00 PM MST | 6:00 AM - 11:00 PM MST | 6:00 AM - 11:00 PM MST | 6:00 AM - 11:00 PM MST | 6:00 AM - 11:00 PM MST |

Source: National Quitline Data Warehouse, Office on Smoking and Health (NQDW OSH)

| Available Languages | | | | | | | | | |
|--|---------|---------|---------|---------|---------|---------|---------|---------|---|
| Language | 2012-Q1 | 2012-Q2 | 2012-Q3 | 2012-Q4 | 2013-Q1 | 2013-Q2 | 2013-Q3 | 2013-Q4 | |
| English | ✓ | ✓ | ✓ | ✓ | ✓ | ✓ | ✓ | ✓ | ✓ |
| Spanish | ✓ | ✓ | ✓ | ✓ | ✓ | ✓ | ✓ | ✓ | ✓ |
| French | ✓ | ✓ | ✓ | ✓ | ✓ | ✓ | ✓ | ✓ | ✓ |
| Cantonese | ✓ | ✓ | ✓ | ✓ | ✓ | ✓ | ✓ | ✓ | ✓ |
| Mandarin | ✓ | ✓ | ✓ | ✓ | ✓ | ✓ | ✓ | ✓ | ✓ |
| Korean | ✓ | ✓ | ✓ | ✓ | ✓ | ✓ | ✓ | ✓ | ✓ |
| Vietnamese | ✓ | ✓ | ✓ | ✓ | ✓ | ✓ | ✓ | ✓ | ✓ |
| Russian | ✓ | ✓ | ✓ | ✓ | ✓ | ✓ | ✓ | ✓ | ✓ |
| Greek | ✓ | ✓ | ✓ | ✓ | ✓ | ✓ | ✓ | ✓ | ✓ |
| Amharic (Ethiopian) | ✓ | ✓ | ✓ | ✓ | ✓ | ✓ | ✓ | ✓ | ✓ |
| Punjabi | ✓ | ✓ | ✓ | ✓ | ✓ | ✓ | ✓ | ✓ | ✓ |
| Deaf and Hard of Hearing (TTY) | ✓ | ✓ | ✓ | ✓ | ✓ | ✓ | ✓ | ✓ | ✓ |
| Deaf and Hard of Hearing with Video Relay | ✓ | ✓ | ✓ | ✓ | ✓ | ✓ | ✓ | ✓ | ✓ |
| Other - 140 languages translated through third party | ✓ | ✓ | ✓ | ✓ | ✓ | | | | |

Source: National Quitline Data Warehouse, Office on Smoking and Health (NQDW OSH)

Services Available - Counseling

| Counseling Available to Everyone† | | | | | | | |
|-----------------------------------|---------|---------|---------|---------|---------|---------|---------|
| 2012-Q1 | 2012-Q2 | 2012-Q3 | 2012-Q4 | 2013-Q1 | 2013-Q2 | 2013-Q3 | 2013-Q4 |
| ✓ | ✓ | ✓ | ✓ | ✓ | ✓ | ✓ | ✓ |

† Eligibility criteria do not include Resident of State, Age, and Readiness to Quit.

Source: National Quitline Data Warehouse, Office on Smoking and Health (NQDW OSH)

| Number of Counseling Sessions Offered to All Eligible Callers | | | | | | | |
|---|---------|---------|---------|---------|---------|---------|---------|
| 2012-Q1 | 2012-Q2 | 2012-Q3 | 2012-Q4 | 2013-Q1 | 2013-Q2 | 2013-Q3 | 2013-Q4 |
| 5 | 5 | 5 | 5 | 5 | 5 | 5 | 5 |

Source: National Quitline Data Warehouse, Office on Smoking and Health (NQDW OSH)

Services Available - Medications

| Free Medication† | | | | | | | | |
|------------------------|---------|---------|---------|---------|---------|---------|---------|---------|
| Medication | 2012-Q1 | 2012-Q2 | 2012-Q3 | 2012-Q4 | 2013-Q1 | 2013-Q2 | 2013-Q3 | 2013-Q4 |
| Nicotine Patch | ✓ | ✓ | ✓ | ✓ | ✓ | ✓ | ✓ | ✓ |
| Nicotine Gum | ✓ | ✓ | ✓ | ✓ | ✓ | ✓ | ✓ | ✓ |
| Nicotine Lozenge | ✓ | ✓ | ✓ | ✓ | ✓ | ✓ | ✓ | ✓ |
| Nicotine Nasal Spray | | | | | | | | |
| Nicotine Inhaler | | | | | | | | |
| Bupropion (Zyban®) | | | | | | | | |
| Varenicline (Chantix®) | | | | | | | | |

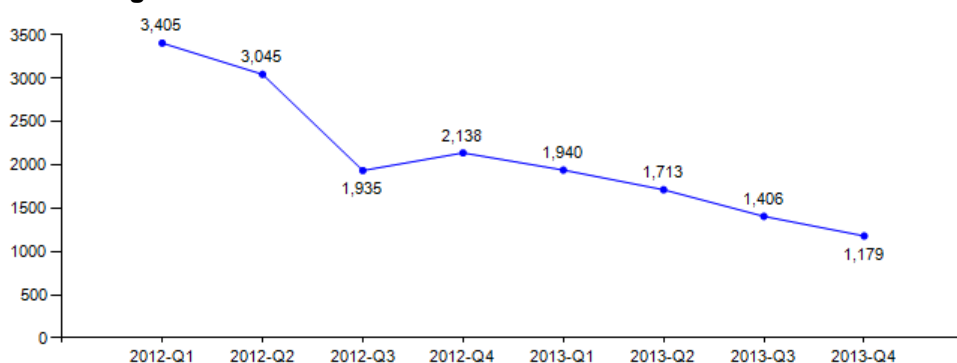
✓ Free Medication Offered - No Requirements ✓ Free Medication Offered - With Requirements

† Eligibility criteria do not include Resident of State, Age, and Readiness to Quit.

Source: National Quitline Data Warehouse, Office on Smoking and Health (NQDW OSH)

Service Utilization - Call Volume

Total Incoming Calls

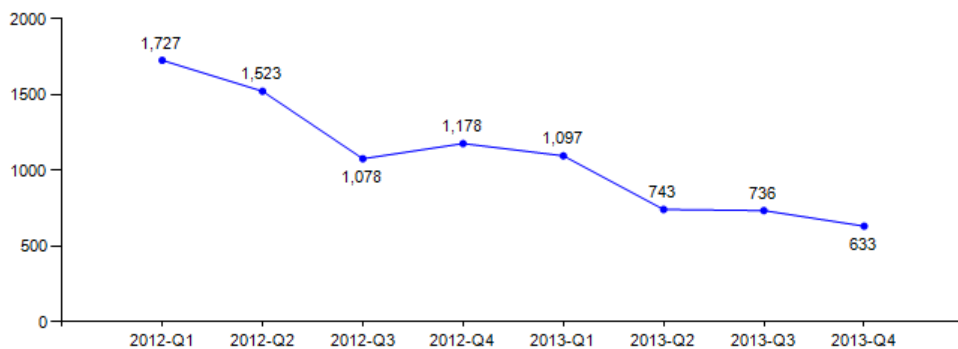


| Total Incoming Calls | | | | | | | | | |
|----------------------|---------|---------|---------|------------|---------|---------|---------|---------|------------|
| 2012-Q1 | 2012-Q2 | 2012-Q3 | 2012-Q4 | 2012-Total | 2013-Q1 | 2013-Q2 | 2013-Q3 | 2013-Q4 | 2013-Total |
| 3,405 | 3,045 | 1,935 | 2,138 | 10,523 | 1,940 | 1,713 | 1,406 | 1,179 | 6,238 |

Source: National Quitline Data Warehouse, Office on Smoking and Health (NQDW OSH)

Service Utilization - Services Received

Total Callers Who Received Counseling and/or Medications †



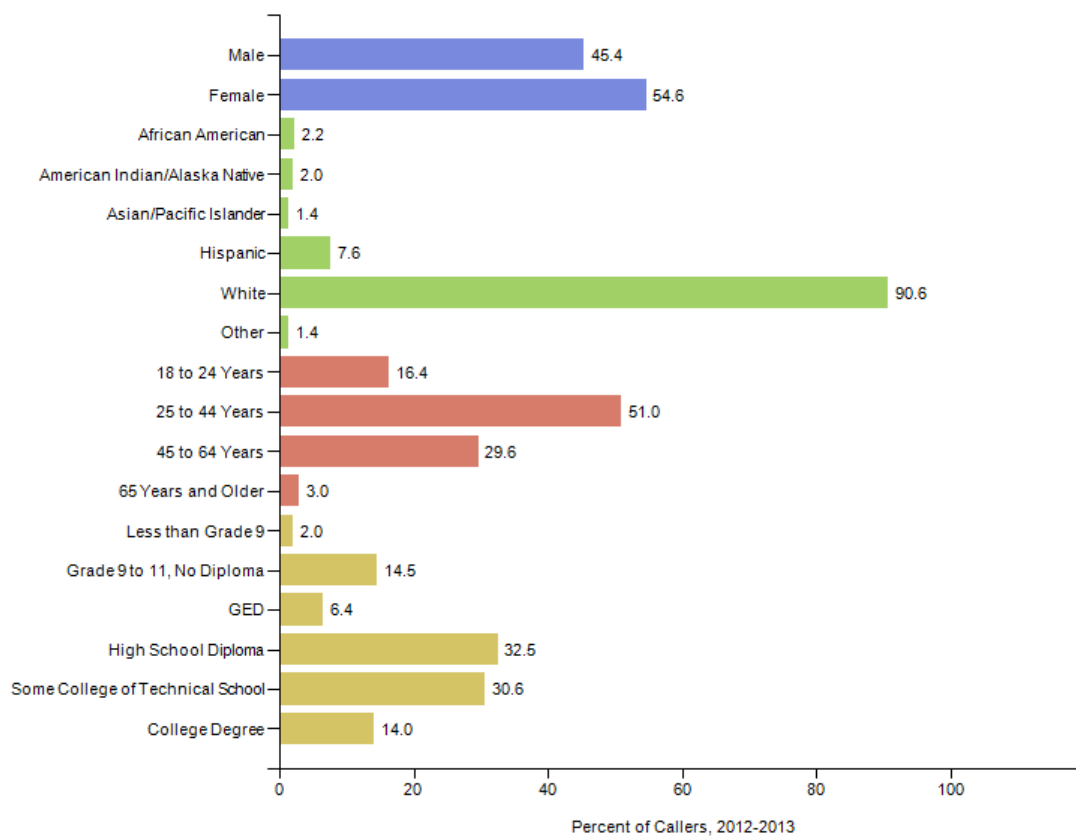
| Total Callers Who Received Counseling and/or Medications† | | | | | | | | | |
|---|---------|---------|---------|------------|---------|---------|---------|---------|------------|
| 2012-Q1 | 2012-Q2 | 2012-Q3 | 2012-Q4 | 2012-Total | 2013-Q1 | 2013-Q2 | 2013-Q3 | 2013-Q4 | 2013-Total |
| 1,727 | 1,523 | 1,078 | 1,178 | 5,506 | 1,097 | 743 | 736 | 633 | 3,209 |

† Only includes callers who called for themselves.

Source: National Quitline Data Warehouse, Office on Smoking and Health (NQDW OSH)

Service Utilization - Caller Characteristics

Characteristics of Callers † ‡, 2012-2013

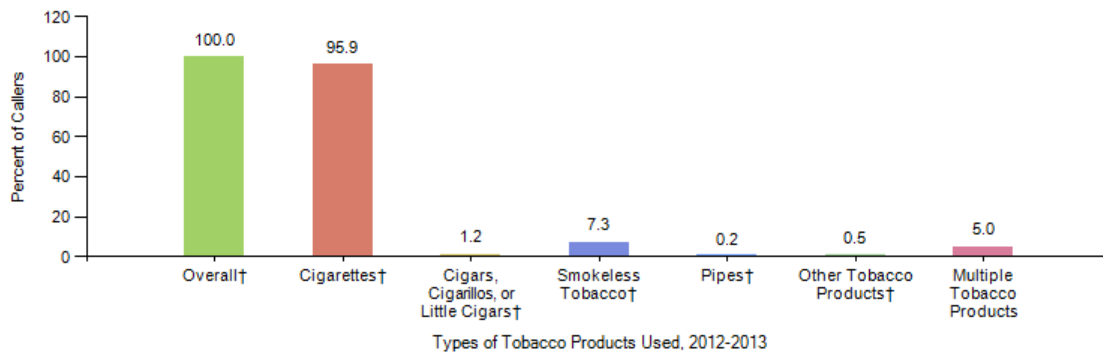


† Only includes callers who called for themselves. Missing values have been excluded.

‡ Percentages for race/ethnicity may sum to more than 100% because some callers select more than one race/ethnicity.

Source: National Quitline Data Warehouse, Office on Smoking and Health (NQDW OSH)

Types of Tobacco Products Used, 2012-2013



† Only includes callers who called for themselves. Percentages may sum to more than 100% because some callers select more than one tobacco product. The percentage of callers who reported using more than one tobacco product is indicated by Multiple Tobacco Products.

Source: National Quitline Data Warehouse, Office on Smoking and Health (NQDW OSH)

Note: Throughout this report NA indicates that the data are not available or are not shown because sample size is < 50.