

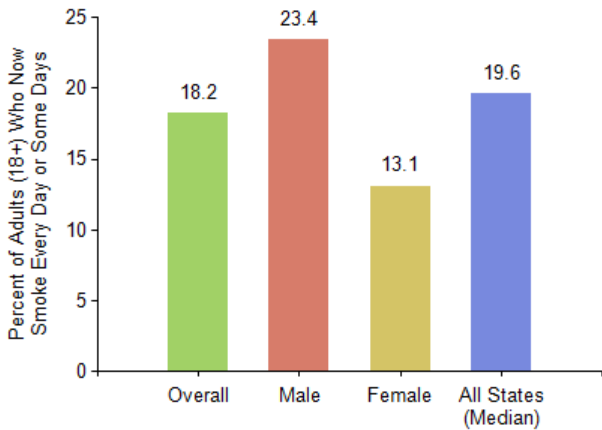
**Health Consequences and Costs**

Smoking - Attributable Mortality (SAM), 2000-2004			Smoking - Attributable Productivity Losses, 2000-2004		Smoking - Attributable Expenditures (SAEs), 2004	
	SAM* Total	SAM † Rate		Productivity Losses* (\$)	Type of Expense	SAEs (\$)
Overall:	24,570	273.1	Overall:	6,793,600,000	Overall:	6,251,000,000
Male:	15,088	401.7	Male:	4,610,351,000	Ambulatory Care:	1,040,000,000
Female:	9,482	181.6	Female:	2,183,249,000	Hospital Care:	3,439,000,000
<b>Note:</b> *Average annual total among adults aged 35 years and older. It does not include burn or secondhand smoke deaths.			<b>Note:</b> *Average annual total among adults aged 35 years and older. It does not include burn or secondhand smoke deaths.		Nursing Home Care:	381,000,000
†Age-adjusted rate expressed per 100,000 population.					Prescription Drugs:	877,000,000
					Other*†:	515,000,000
					<b>Note:</b> *Excess personal health care expenditures attributed to diseases for which cigarette smoking is a primary risk factor, among adults aged 18 years and older. †Home health services and durable medical equipment expenditures.	

Source: Smoking Attributable Mortality, Morbidity, and Economic Costs (SAMMEC) online application

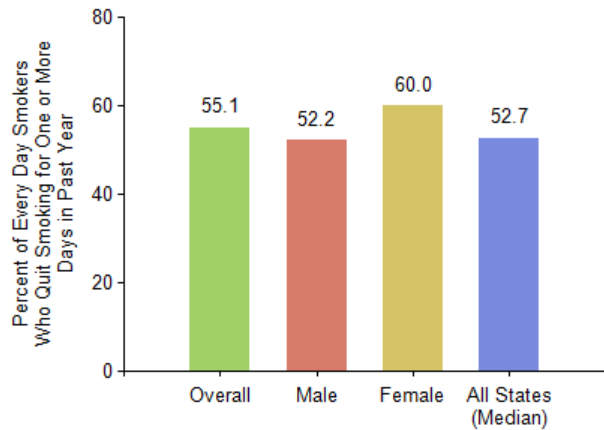
**Behaviors**

**Cigarette Use (Adults), 2012**



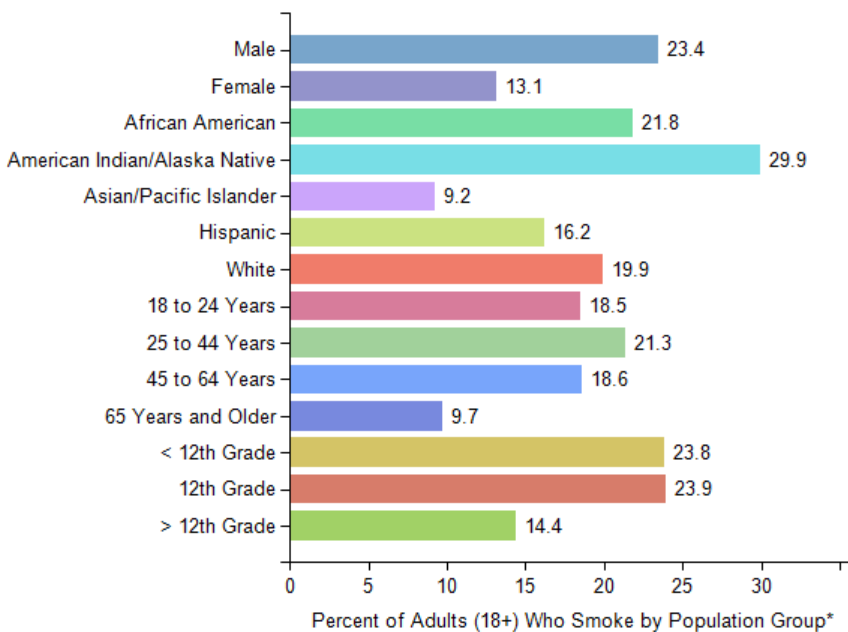
Source: Behavioral Risk Factor Surveillance System (BRFSS)

**Cessation (Adults), 2012**



Source: Behavioral Risk Factor Surveillance System (BRFSS)

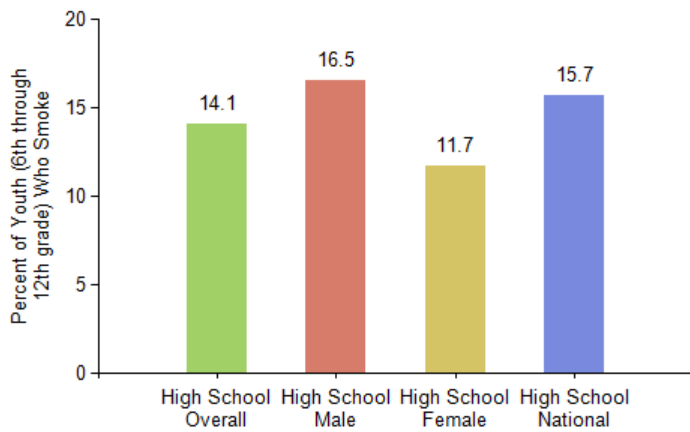
**Current Smoking (Adults), 2012**



Note: \* Estimates for education are based on adults aged 20 years and older. Estimates for racial/ethnic groups are based on combined 2011 and 2012 data.

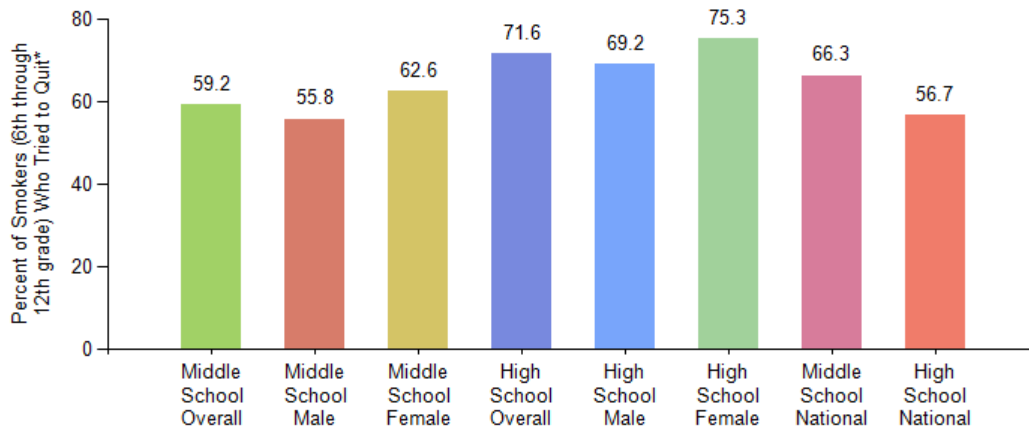
Source: Behavioral Risk Factor Surveillance System (BRFSS)

## Smoking Prevalence (Youth), 2013



Source: State data from Youth Risk Behavior Surveillance System (YRBSS), 2013; National data from National Youth Risk Behavior Survey (NYRBS), 2013

## Cessation (Youth), 2000

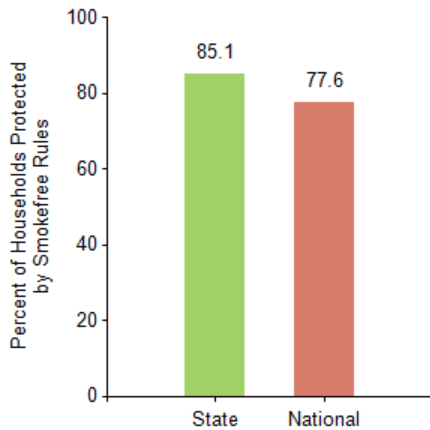


Note: \*Percent of Smokers who quit cigarettes for one or more days during the past year.

Source: State data from Youth Tobacco Survey (YTS), 2000; National data from National Youth Tobacco Survey (NYTS), 2011

## Environment

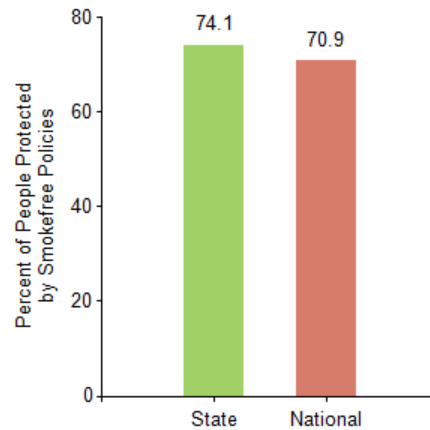
### Smokefree Policies in Homes, 2010-2011



Note: The above estimate is a percentage of households with smokefree rules. The estimate is based on agreement of self-respondents aged 15 years and older within each household.

Source: Tobacco Use Supplement to the Current Population Survey (TUS-CPS)

### Smokefree Policies in Indoor Worksites, 2010-2011



Note: The above estimate is a percentage of people aged 15 years and older, who work in indoor worksites with smokefree policies.

Source: Tobacco Use Supplement to the Current Population Survey (TUS-CPS)

## Medicaid Coverage of Cessation Treatments and Barriers to Treatments, 2014, 2nd Quarter

Medicaid Coverage of Cessation Treatments			
	Fee-For-Service Plans	Managed Care Plans	Summary
<b>Comprehensive Medicaid Coverage of Treatments:</b>	No	No	No
<b>Counseling<sup>†</sup></b>			
<b>Individual Counseling:</b>	No	Varies by Plan	No
<b>Group Counseling:</b>	No	Varies by Plan	No
<b>Medications</b>			
<b>Nicotine Patch:</b>	Yes	Yes	Yes
<b>Nicotine Gum:</b>	Yes	Yes	Yes
<b>Nicotine Lozenge:</b>	No	No	No
<b>Nicotine Nasal Spray:</b>	No	Yes	No
<b>Nicotine Inhaler:</b>	No	No	No
<b>Bupropion (Zyban®):</b>	Yes	Yes	Yes
<b>Varenicline (Chantix®):</b>	Yes	Yes	Yes
Barriers to Treatments			
	Fee-For-Service Plans	Managed Care Plans	Summary
<b>Barriers to Treatments:</b>	Yes	Yes	Yes
<b>Co-Payments Required:</b>	Yes	Yes	Yes
<b>Prior Authorization Required:</b>	No	No	No
<b>Counseling Required for Medications:</b>	No	No	No
<b>Stepped Care Therapy Required:</b>	No	No	No
<b>Limits on Duration:</b>	No	No	No
<b>Annual Limits:</b>	No	No	No
<b>Lifetime Limits:</b>	No	No	No
<b>Other:</b>	Yes	Yes	Yes

<sup>†</sup> Telephone counseling is available through the state quitline.

Note: Section 2502 of the Patient Protection and Affordable Care Act requires all state Medicaid programs to cover all FDA-approved tobacco cessation medications as of January 1, 2014. However, states are currently in the process of modifying their coverage to come into compliance with this requirement. Data in the STATE System on Medicaid coverage of tobacco cessation medications reflect evidence of coverage that is found in documentable sources, and may not yet reflect medications covered under this requirement.

Source: American Lung Association State Tobacco Cessation Coverage Database

## Legislation

### Legislation – Smokefree Indoor Air, 2014, 2nd Quarter

	Indoor Air Restrictions on Smoking				Penalties	
	Banned (100% Smokefree)	Separated Ventilated Areas	Designated Areas	None	To Business	To Smoker
Government Worksites				✓		
Private Worksites				✓		
Restaurants				✓		
Commercial Day Care Centers				✓		
Home-based Day Care Centers				✓		

Source: Office on Smoking and Health (OSH)

### Legislation – Excise Tax 2014, 2nd Quarter

Cigarette Tax Per Pack	\$1.410
Smokeless Tobacco	
Smokeless Tax	Yes
Percent Value	No Provision
Type of Tax	Per Ounce
Chewing Tobacco Tax (\$)	1.220
Snuff Tax (\$)	1.220

Source: Office on Smoking and Health (OSH)

### Legislation – Advertising 2014, 2nd Quarter

Any Restrictions	Yes
Banned on State Property	No Provision
Banned on Public Transportation	No Provision
Any Restrictions on Tobacco Billboards	Yes
Banning of Tobacco Billboards	No Provision

Source: Office on Smoking and Health (OSH)

### Legislation – Preemption, 2014, 2nd Quarter

Any Preemption: No

Preemption on Smokefree Indoor Air		Preemption on Advertising		Preemption on Youth Access	
Bars	No	Promotion	No	Sales to Youth	No
Government Worksites	No	Display	No	Distribution	No
Private Worksites	No	Sampling	No	Vending Machines	No
Restaurants	No	Other	No Provision		

Source: Office on Smoking and Health (OSH)

## Economics

### State Revenue from Tobacco Sales and Settlement

Tobacco Settlement Revenue (\$): 2013	\$484,717,058.59
Gross Cigarette Tax Revenue (\$): 2013	\$1,329,662,430
Cigarette Tax Per Pack, 2014–2 Quarter	\$1.410
Cigarette Consumption (Pack Sales Per Capita), 2013	36.20

Source: Settlement Revenue from National Association of Attorneys General (NAAG); Cigarette Tax from Office on Smoking and Health (OSH); Others from Orzechowski and Walker (OW)

### Legislation – Licensure, 2014, 2nd Quarter

Over-the-Counter		Vending Machines	
License Required	Yes	License Required	Yes
Includes Cigarettes	Yes	Includes Cigarettes	Yes
Includes Chewing Tobacco	Yes	Includes Chewing Tobacco	Yes

Source: Office on Smoking and Health (OSH)

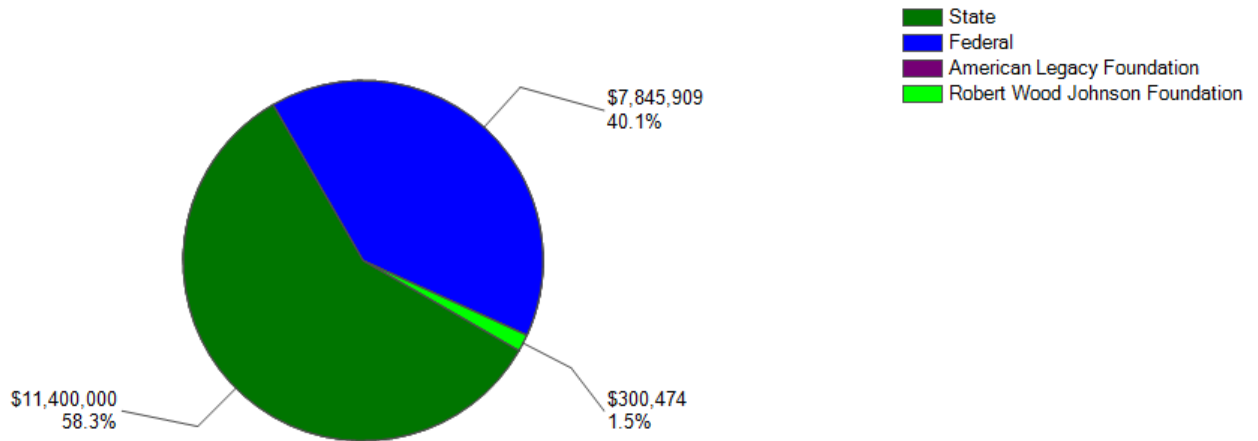
### Legislation – Youth Access, 2014, 2nd Quarter

Cigarette Sales		Cigarette Vending Machines	
Minimum Age	Yes	Restriction on Access	Yes
Minimum Age (Years)	18	Banned from Location	Yes
Purchase Prohibited	Yes	Limited Placement	No Provision
Possession Prohibited	Yes	Locking Device	No Provision
Use Prohibited	Yes	Supervision	No Provision

Source: Office on Smoking and Health (OSH)

Investment in Tobacco Control

Appropriations/Grants, 2011



Total Amount and Total Per Capita	
	Amount (\$)
<b>Total Amount:</b>	19,546,383.00
<b>Total Per Capita:</b>	0.76

Total Amount by Source			
Source	Amount (\$)	Percentage of Total Amount (%)	Funding Cycle
<b>State:</b>	11,400,000.00	58.3	09/10-08/11 †
<b>Federal:</b>	7,845,909.00	40.1	04/10-03/11 ‡
<b>American Legacy Foundation:</b>	0.00	0.0	07/10-06/11
<b>Robert Wood Johnson Foundation:</b>	300,474.00	1.5	07/10-06/11
<b>Total:</b>	<b>19,546,383.00</b>	<b>100.0</b>	

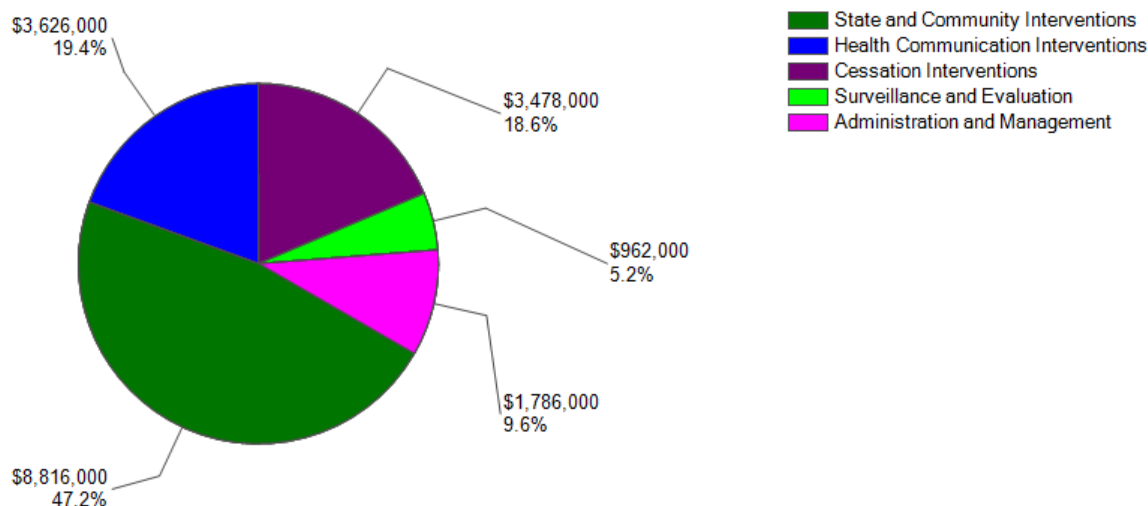
**Note:** The data are not adjusted for inflation.

† For state appropriations, the state funding cycle reported is the state's fiscal year for data from 2000 - 2011. For years prior to 2000, state funding data were tracked for a funding cycle set at July 1 to June 30 for all 50 states and DC.

‡ For federal appropriations, the funding cycle reported is the funding cycle for the OSH NTCP grant.

**Source:** [Bridging the Gap/ImpacTeen Project, University of Illinois at Chicago Health Policy Center \(UIC\)](#)

## Expenditures, 2011



### Expenditures as a Percentage of 2007 CDC Recommended Level

<b>Total Amount (\$):</b>	18,668,000.00
<b>Total Per Capita (\$):</b>	0.74
<b>2007 CDC Best Practices Recommended Annual Investment (\$):</b>	266,300,000.00
<b>Total Expenditures as a Percentage of 2007 CDC Recommended Level (%):</b>	7.0

### Expenditures by 2007 CDC Best Practices Program Components

Program Components	Amount (\$)	Percentage of Total Amount (%)
<b>State and Community Interventions:</b>	8,816,000.00	47.2
<b>Health Communication Interventions:</b>	3,626,000.00	19.4
<b>Cessation Interventions:</b>	3,478,000.00	18.6
<b>All Interventions Subtotal:</b>	<b>15,920,000.00</b>	<b>85.3</b>
<b>Surveillance and Evaluation:</b>	962,000.00	5.2
<b>Administration and Management:</b>	1,786,000.00	9.6
<b>Total:</b>	<b>18,668,000.00</b>	<b>100.0</b>

**Note:** The data are not adjusted for inflation.

**Source:** [Bridging the Gap/ImpacTeen Project, University of Illinois at Chicago Health Policy Center \(UIC\)](#)

## Quitline

### General Information

Quitline Name: American Cancer Society Quit to Win Program Phone Numbers: 512-206-5873, 512-698-7559

### Services Available - Hours of Operation and Available Languages

Hours of Operation — Live Pick Up Calls							
Quarter	Monday	Tuesday	Wednesday	Thursday	Friday	Saturday	Sunday
2013-Q4	24 hours	24 hours	24 hours	24 hours	24 hours	24 hours	24 hours
2013-Q3	24 hours	24 hours	24 hours	24 hours	24 hours	24 hours	24 hours
2013-Q2	24 hours	24 hours	24 hours	24 hours	24 hours	24 hours	24 hours
2013-Q1	24 hours	24 hours	24 hours	24 hours	24 hours	24 hours	24 hours
2012-Q4	24 hours	24 hours	24 hours	24 hours	24 hours	24 hours	24 hours
2012-Q3	24 hours	24 hours	24 hours	24 hours	24 hours	24 hours	24 hours
2012-Q2	24 hours	24 hours	24 hours	24 hours	24 hours	24 hours	24 hours
2012-Q1	24 hours	24 hours	24 hours	24 hours	24 hours	24 hours	24 hours

Hours of Operation — Counseling Available							
Quarter	Monday	Tuesday	Wednesday	Thursday	Friday	Saturday	Sunday
2013-Q4	24 hours	24 hours	24 hours	24 hours	24 hours	24 hours	24 hours
2013-Q3	24 hours	24 hours	24 hours	24 hours	24 hours	24 hours	24 hours
2013-Q2	24 hours	24 hours	24 hours	24 hours	24 hours	24 hours	24 hours
2013-Q1	24 hours	24 hours	24 hours	24 hours	24 hours	24 hours	24 hours
2012-Q4	24 hours	24 hours	24 hours	24 hours	24 hours	24 hours	24 hours
2012-Q3	24 hours	24 hours	24 hours	24 hours	24 hours	24 hours	24 hours
2012-Q2	24 hours	24 hours	24 hours	24 hours	24 hours	24 hours	24 hours
2012-Q1	24 hours	24 hours	24 hours	24 hours	24 hours	24 hours	24 hours

Source: National Quitline Data Warehouse, Office on Smoking and Health (NQDW OSH)

Available Languages									
Language	2012-Q1	2012-Q2	2012-Q3	2012-Q4	2013-Q1	2013-Q2	2013-Q3	2013-Q4	
English	✓	✓	✓	✓	✓	✓	✓	✓	✓
Spanish	✓	✓	✓	✓	✓	✓	✓	✓	✓
French	✓	✓	✓	✓	✓	✓	✓	✓	✓
Cantonese	✓	✓	✓	✓	✓	✓	✓	✓	✓
Mandarin	✓	✓	✓	✓	✓	✓	✓	✓	✓
Korean	✓	✓	✓	✓	✓	✓	✓	✓	✓
Vietnamese	✓	✓	✓	✓	✓	✓	✓	✓	✓
Russian	✓	✓	✓	✓	✓	✓	✓	✓	✓
Greek	✓	✓	✓	✓	✓	✓	✓	✓	✓
Amharic (Ethiopian)	✓	✓	✓	✓	✓	✓	✓	✓	✓
Punjabi	✓	✓	✓	✓	✓	✓	✓	✓	✓
Deaf and Hard of Hearing (TTY)	✓	✓	✓	✓	✓	✓	✓	✓	✓
Deaf and Hard of Hearing with Video Relay	✓	✓	✓	✓	✓	✓	✓	✓	✓
Other - Other languages	✓	✓	✓	✓					

Source: National Quitline Data Warehouse, Office on Smoking and Health (NQDW OSH)

## Services Available - Counseling

Counseling Available to Everyone†							
2012-Q1	2012-Q2	2012-Q3	2012-Q4	2013-Q1	2013-Q2	2013-Q3	2013-Q4
✓	✓	✓	✓	✓	✓	✓	✓

† Eligibility criteria do not include Resident of State, Age, and Readiness to Quit.

Source: National Quitline Data Warehouse, Office on Smoking and Health (NQDW OSH)

Number of Counseling Sessions Offered to All Eligible Callers							
2012-Q1	2012-Q2	2012-Q3	2012-Q4	2013-Q1	2013-Q2	2013-Q3	2013-Q4
NA	NA	NA	NA	NA	NA	NA	5

Source: National Quitline Data Warehouse, Office on Smoking and Health (NQDW OSH)

## Services Available - Medications

Free Medications†								
Medication	2012-Q1	2012-Q2	2012-Q3	2012-Q4	2013-Q1	2013-Q2	2013-Q3	2013-Q4
Nicotine Patch	✓	✓	✓	✓	✓	✓	✓	✓
Nicotine Gum	✓	✓	✓	✓	✓	✓	✓	✓
Nicotine Lozenge	✓	✓	✓	✓	✓	✓	✓	✓
Nicotine Nasal Spray								
Nicotine Inhaler								
Bupropion (Zyban®)								
Varenicline (Chantix®)								

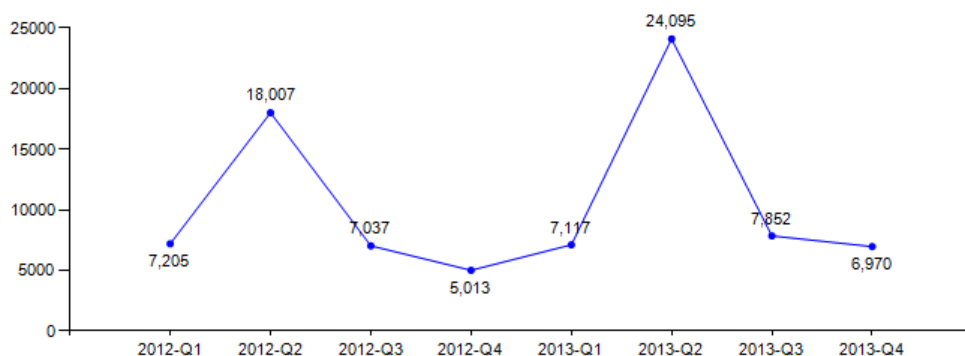
✓ Free Medication Offered - No Requirements    ✓ Free Medication Offered - With Requirements

† Eligibility criteria do not include Resident of State, Age, and Readiness to Quit.

Source: National Quitline Data Warehouse, Office on Smoking and Health (NQDW OSH)

## Service Utilization - Call Volume

### Total Incoming Calls



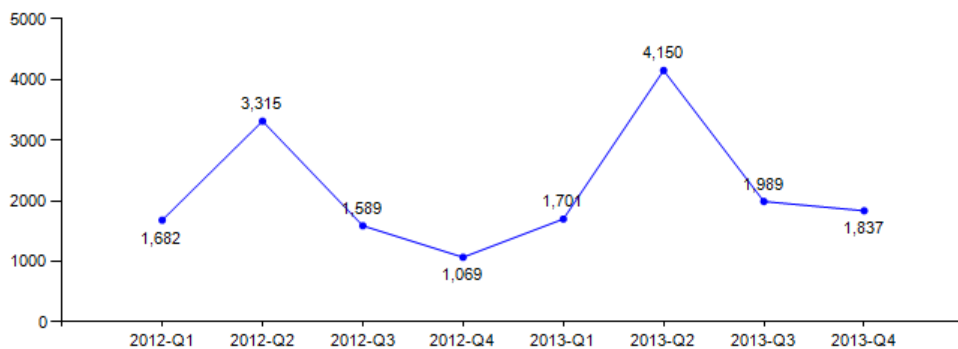
Total Incoming Calls									
2012-Q1	2012-Q2	2012-Q3	2012-Q4	2012-Total	2013-Q1	2013-Q2	2013-Q3	2013-Q4	2013-Total
7,205	18,007	7,037	5,013	37,262	7,117	24,095	7,852	6,970	46,034

Source: National Quitline Data Warehouse, Office on Smoking and Health (NQDW OSH)



## Service Utilization - Services Received

### Total Callers Who Received Counseling and/or Medications †



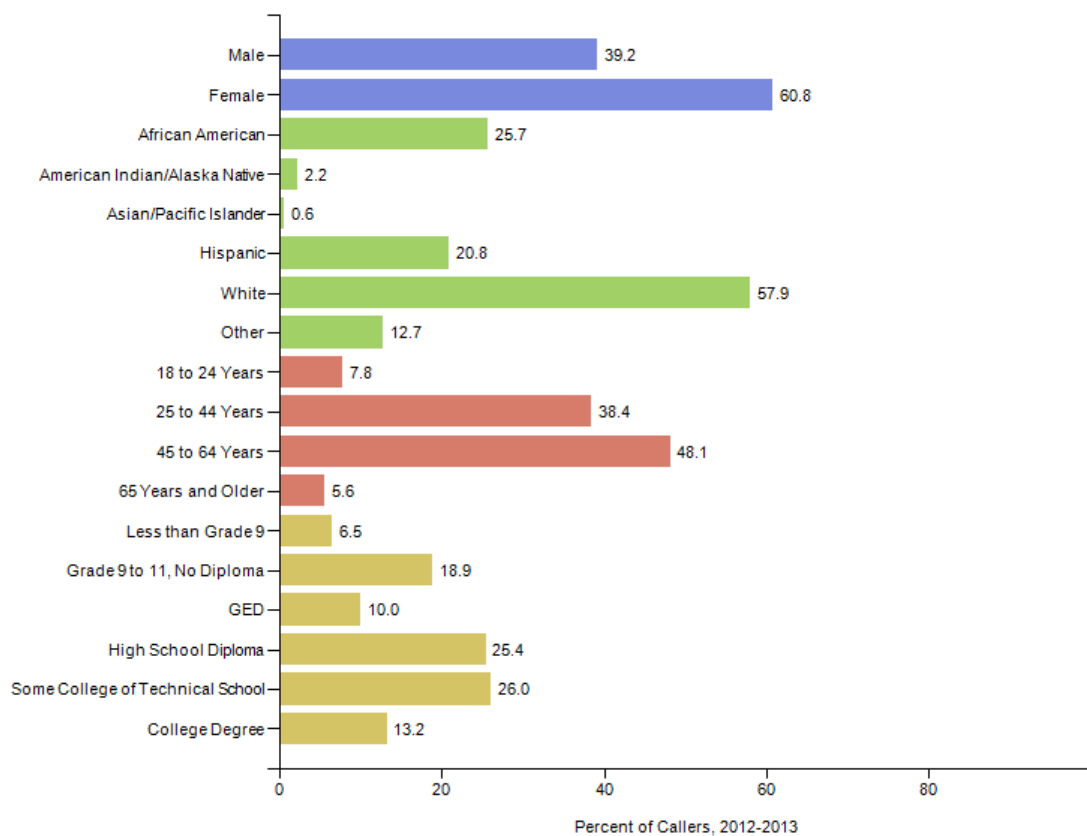
Total Callers Who Received Counseling and/or Medications†									
2012-Q1	2012-Q2	2012-Q3	2012-Q4	2012-Total	2013-Q1	2013-Q2	2013-Q3	2013-Q4	2013-Total
1,682	3,315	1,589	1,069	7,655	1,701	4,150	1,989	1,837	9,677

† Only includes callers who called for themselves.

Source: National Quitline Data Warehouse, Office on Smoking and Health (NQDW OSH)

## Service Utilization - Caller Characteristics

### Characteristics of Callers † ‡, 2012-2013

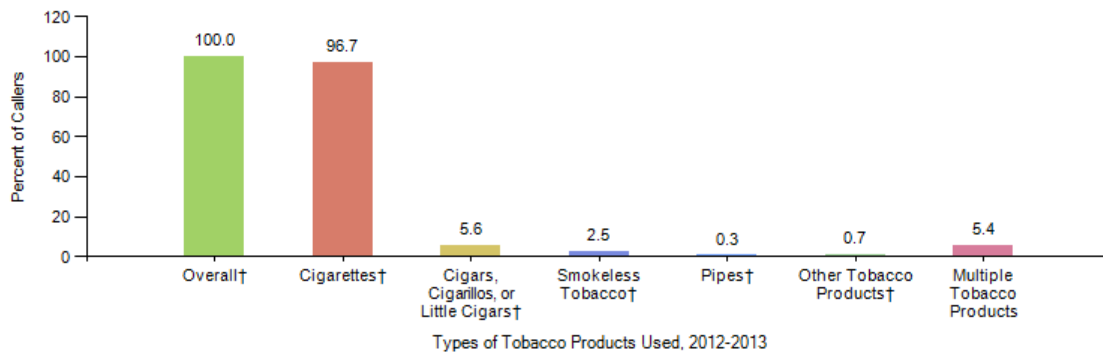


† Only includes callers who called for themselves. Missing values have been excluded.

‡ Percentages for race/ethnicity may sum to more than 100% because some callers select more than one race/ethnicity.

Source: National Quitline Data Warehouse, Office on Smoking and Health (NQDW OSH)

Types of Tobacco Products Used, 2012-2013



† Only includes callers who called for themselves. Percentages may sum to more than 100% because some callers select more than one tobacco product. The percentage of callers who reported using more than one tobacco product is indicated by Multiple Tobacco Products.

Source: National Quitline Data Warehouse, Office on Smoking and Health (NQDW OSH)

Note: Throughout this report NA indicates that the data are not available or are not shown because sample size is < 50.