

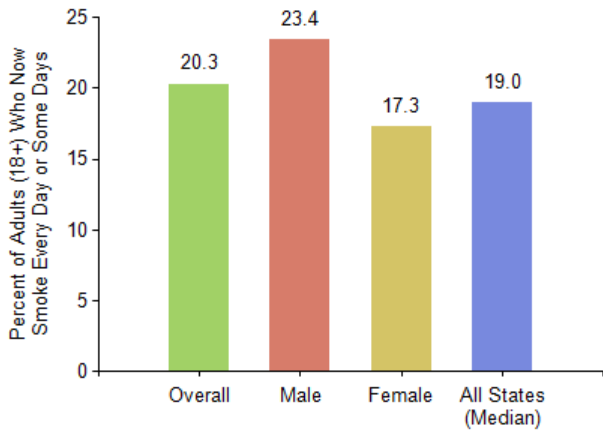
**Health Consequences and Costs**

Smoking - Attributable Mortality (SAM), 2000-2004			Smoking - Attributable Productivity Losses, 2000-2004		Smoking - Attributable Expenditures (SAEs), 2004	
	SAM* Total	SAM † Rate		Productivity Losses* (\$)	Type of Expense	SAEs (\$)
Overall:	12,264	298.4	Overall:	3,505,486,000	Overall:	2,776,000,000
Male:	7,620	458.7	Male:	2,364,057,000	Ambulatory Care:	390,000,000
Female:	4,644	190.7	Female:	1,141,429,000	Hospital Care:	1,422,000,000
<b>Note:</b> *Average annual total among adults aged 35 years and older. It does not include burn or secondhand smoke deaths.			<b>Note:</b> *Average annual total among adults aged 35 years and older. It does not include burn or secondhand smoke deaths.		Nursing Home Care:	238,000,000
† Age-adjusted rate expressed per 100,000 population.					Prescription Drugs:	521,000,000
					Other*†:	205,000,000
					<b>Note:</b> *Excess personal health care expenditures attributed to diseases for which cigarette smoking is a primary risk factor, among adults aged 18 years and older. †Home health services and durable medical equipment expenditures.	

Source: Smoking Attributable Mortality, Morbidity, and Economic Costs (SAMMEC) online application

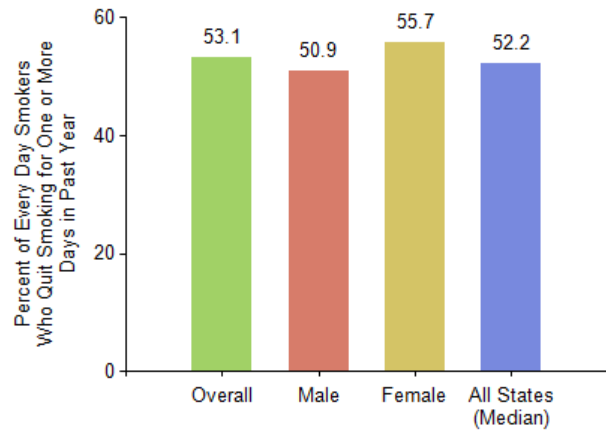
**Behaviors**

**Cigarette Use (Adults), 2013**



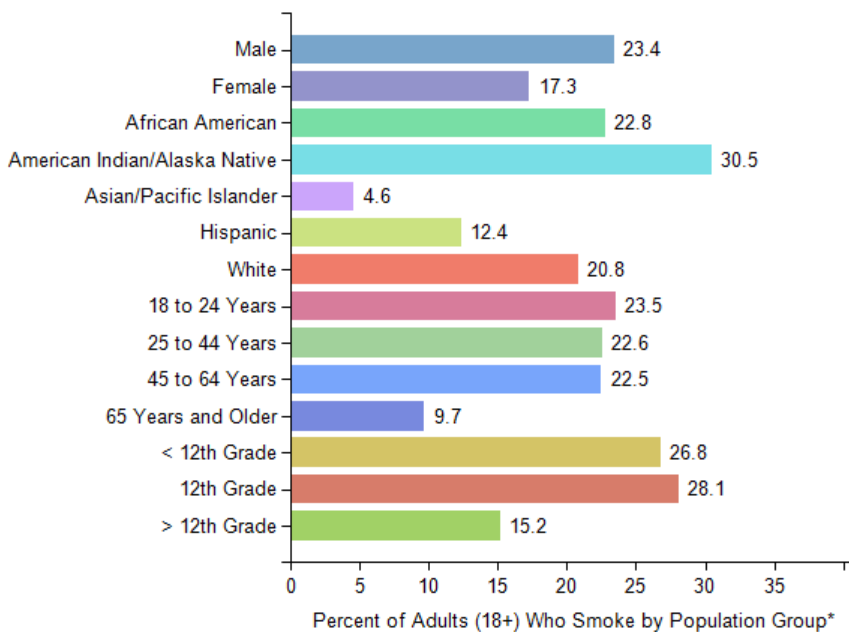
Source: Behavioral Risk Factor Surveillance System (BRFSS)

**Cessation (Adults), 2013**



Source: Behavioral Risk Factor Surveillance System (BRFSS)

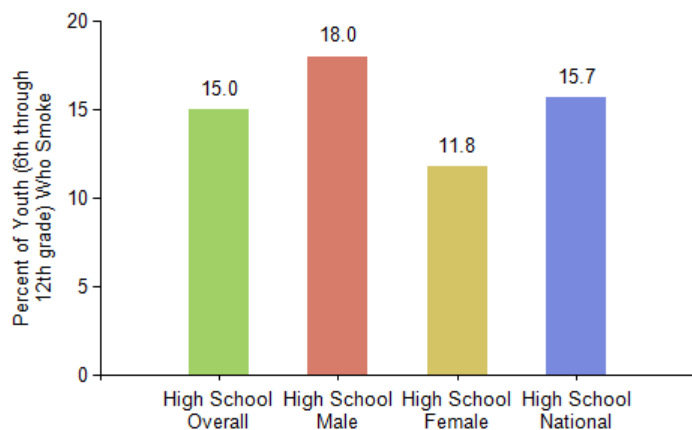
**Current Smoking (Adults), 2013**



**Note:** \* Estimates for education are based on adults aged 20 years and older. Estimates for racial/ethnic groups are based on combined 2012 and 2013 data.

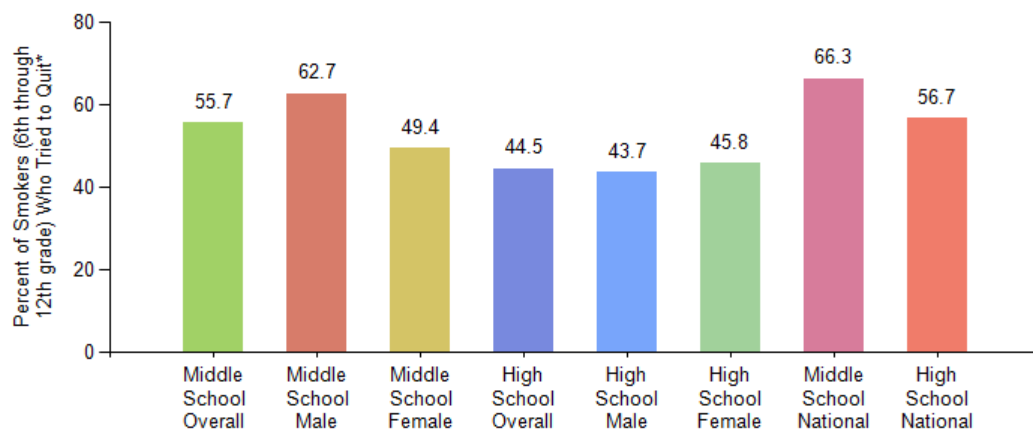
Source: Behavioral Risk Factor Surveillance System (BRFSS)

## Smoking Prevalence (Youth), 2013



Source: State data from Youth Risk Behavior Surveillance System (YRBSS), 2013; National data from National Youth Risk Behavior Survey (NYRBS), 2013

## Cessation (Youth), 2009

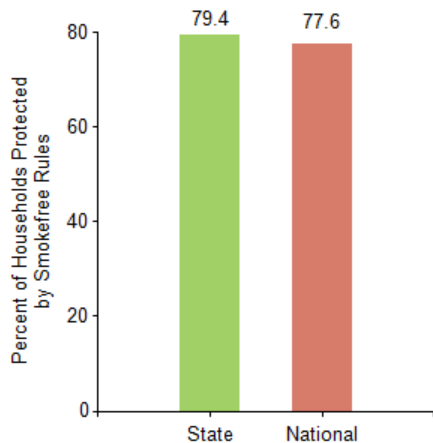


Note: \*Percent of Smokers who quit cigarettes for one or more days during the past year.

Source: State data from Youth Tobacco Survey (YTS), 2009; National data from National Youth Tobacco Survey (NYTS), 2011

## Environment

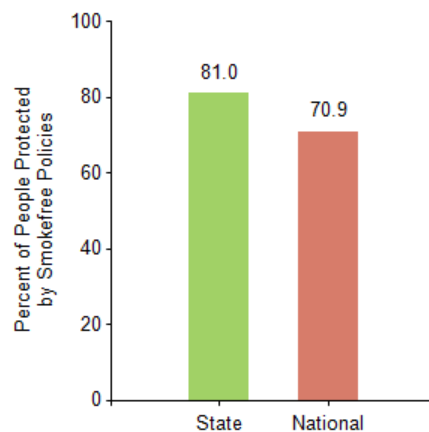
### Smokefree Policies in Homes, 2010-2011



Note: The above estimate is a percentage of households with smokefree rules. The estimate is based on agreement of self-respondents aged 15 years and older within each household.

Source: Tobacco Use Supplement to the Current Population Survey (TUS-CPS)

### Smokefree Policies in Indoor Worksites, 2010-2011



Note: The above estimate is a percentage of people aged 15 years and older, who work in indoor worksites with smokefree policies.

Source: Tobacco Use Supplement to the Current Population Survey (TUS-CPS)

## Medicaid Coverage of Cessation Treatments and Barriers to Treatments, 2014, 2nd Quarter

Medicaid Coverage of Cessation Treatments			
	Fee-For-Service Plans	Managed Care Plans	Summary
<b>Comprehensive Medicaid Coverage of Treatments:</b>	No	Not Applicable	No
<b>Counseling<sup>†</sup></b>			
<b>Individual Counseling:</b>	Yes	Not Applicable	Yes
<b>Group Counseling:</b>	No	Not Applicable	No
<b>Medications</b>			
<b>Nicotine Patch:</b>	Yes	Not Applicable	Yes
<b>Nicotine Gum:</b>	Yes	Not Applicable	Yes
<b>Nicotine Lozenge:</b>	Yes	Not Applicable	Yes
<b>Nicotine Nasal Spray:</b>	Yes	Not Applicable	Yes
<b>Nicotine Inhaler:</b>	Yes	Not Applicable	Yes
<b>Bupropion (Zyban®):</b>	Yes	Not Applicable	Yes
<b>Varenicline (Chantix®):</b>	Yes	Not Applicable	Yes
Barriers to Treatments			
	Fee-For-Service Plans	Managed Care Plans	Summary
<b>Barriers to Treatments:</b>	Yes	Not Applicable	Yes
<b>Co-Payments Required:</b>	Yes	Not Applicable	Yes
<b>Prior Authorization Required:</b>	No	Not Applicable	No
<b>Counseling Required for Medications:</b>	No	Not Applicable	No
<b>Stepped Care Therapy Required:</b>	No	Not Applicable	No
<b>Limits on Duration:</b>	No	Not Applicable	No
<b>Annual Limits:</b>	No	Not Applicable	No
<b>Lifetime Limits:</b>	No	Not Applicable	No
<b>Other:</b>	No	Not Applicable	No

<sup>†</sup> Telephone counseling is available through the state quitline.

Note: Section 2502 of the Patient Protection and Affordable Care Act requires all state Medicaid programs to cover all FDA-approved tobacco cessation medications as of January 1, 2014. However, states are currently in the process of modifying their coverage to come into compliance with this requirement. Data in the STATE System on Medicaid coverage of tobacco cessation medications reflect evidence of coverage that is found in documentable sources, and may not yet reflect medications covered under this requirement.

Source: American Lung Association State Tobacco Cessation Coverage Database

## Legislation

### Legislation – Smokefree Indoor Air, 2014, 2nd Quarter

	Indoor Air Restrictions on Smoking				Penalties	
	Banned (100% Smokefree)	Separated Ventilated Areas	Designated Areas	None	To Business	To Smoker
Government Worksites	✓					
Private Worksites				✓		
Restaurants	✓				✓	✓
Commercial Day Care Centers				✓		
Home-based Day Care Centers				✓		

Source: Office on Smoking and Health (OSH)

### Legislation – Excise Tax 2014, 2nd Quarter

Cigarette Tax Per Pack	\$0.450
Smokeless Tobacco	
Smokeless Tax	Yes
Percent Value	12.8
Type of Tax	Cost price
Chewing Tobacco Tax (\$)	No Provision
Snuff Tax (\$)	No Provision

Source: Office on Smoking and Health (OSH)

### Legislation – Advertising 2014, 2nd Quarter

Any Restrictions	No Provision
Banned on State Property	No Provision
Banned on Public Transportation	No Provision
Any Restrictions on Tobacco Billboards	No Provision
Banning of Tobacco Billboards	No Provision

Source: Office on Smoking and Health (OSH)

### Legislation – Preemption, 2014, 2nd Quarter

Any Preemption: Yes

Preemption on Smokefree Indoor Air		Preemption on Advertising		Preemption on Youth Access	
Bars	No	Promotion	Yes	Sales to Youth	Yes
Government Worksites	No	Display	Yes	Distribution	Yes
Private Worksites	Yes	Sampling	Yes	Vending Machines	No Provision
Restaurants	No	Other	No Provision		

Source: Office on Smoking and Health (OSH)

## Economics

### State Revenue from Tobacco Sales and Settlement

Tobacco Settlement Revenue (\$): 2014	\$139,504,572.04
Gross Cigarette Tax Revenue (\$): 2013	\$252,227,647
Cigarette Tax Per Pack, 2014–2 Quarter	\$0.450
Cigarette Consumption (Pack Sales Per Capita), 2013	57.50

Source: Settlement Revenue from National Association of Attorneys General (NAAG); Cigarette Tax from Office on Smoking and Health (OSH); Others from Orzechowski and Walker (OW)

### Legislation – Licensure, 2014, 2nd Quarter

Over-the-Counter		Vending Machines	
License Required	No Provision	License Required	Yes
Includes Cigarettes	No Provision	Includes Cigarettes	No Provision
Includes Chewing Tobacco	No Provision	Includes Chewing Tobacco	Yes

Source: Office on Smoking and Health (OSH)

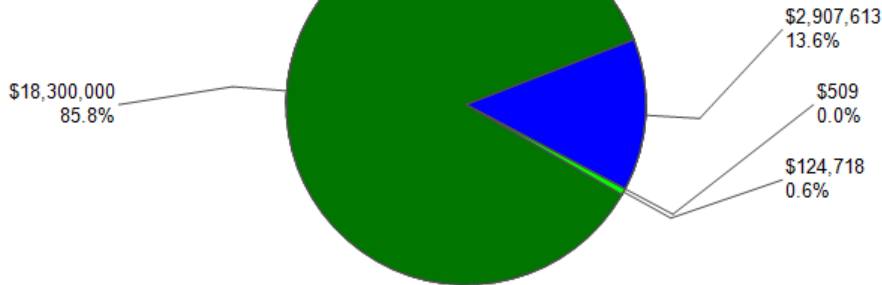
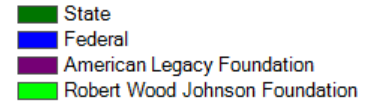
### Legislation – Youth Access, 2014, 2nd Quarter

Cigarette Sales		Cigarette Vending Machines	
Minimum Age	Yes	Restriction on Access	Yes
Minimum Age (Years)	18	Banned from Location	No Provision
Purchase Prohibited	Yes	Limited Placement	Yes
Possession Prohibited	No Provision	Locking Device	No Provision
Use Prohibited	No Provision	Supervision	Yes

Source: Office on Smoking and Health (OSH)

Investment in Tobacco Control

Appropriations/Grants, 2011



Total Amount and Total Per Capita	
	Amount (\$)
<b>Total Amount:</b>	21,332,840.00
<b>Total Per Capita:</b>	2.21

Total Amount by Source			
Source	Amount (\$)	Percentage of Total Amount (%)	Funding Cycle
<b>State:</b>	18,300,000.00	85.8	07/10-06/11 †
<b>Federal:</b>	2,907,613.00	13.6	04/10-03/11 ‡
<b>American Legacy Foundation:</b>	509.00	0.0	07/10-06/11
<b>Robert Wood Johnson Foundation:</b>	124,718.00	0.6	07/10-06/11
<b>Total:</b>	<b>21,332,840.00</b>	<b>100.0</b>	

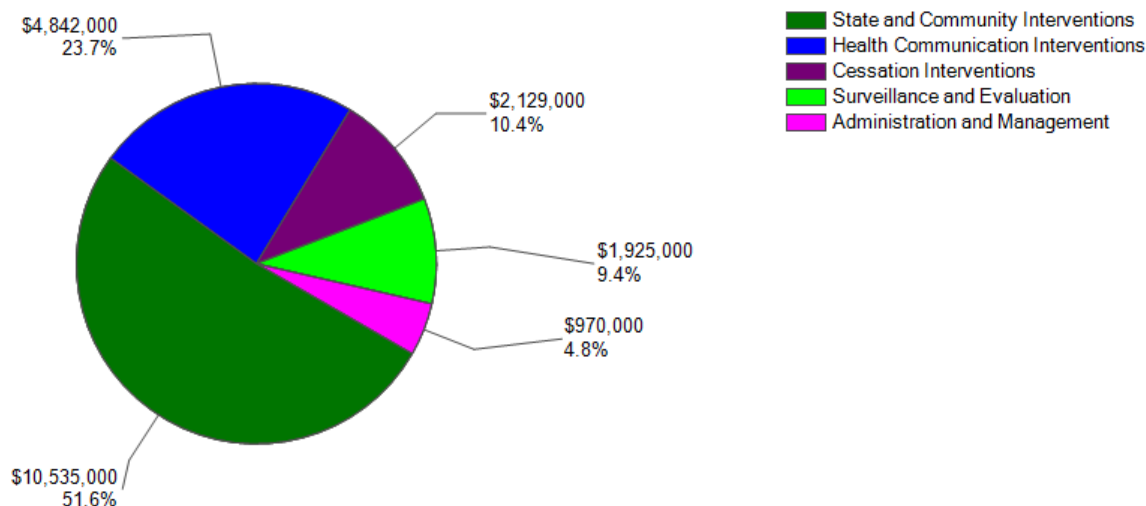
**Note:** The data are not adjusted for inflation.

† For state appropriations, the state funding cycle reported is the state's fiscal year for data from 2000 - 2011. For years prior to 2000, state funding data were tracked for a funding cycle set at July 1 to June 30 for all 50 states and DC.

‡ For federal appropriations, the funding cycle reported is the funding cycle for the OSH NTCP grant.

**Source:** [Bridging the Gap/ImpacTeen Project, University of Illinois at Chicago Health Policy Center \(UIC\)](#)

## Expenditures, 2011



### Expenditures as a Percentage of 2007 CDC Recommended Level

<b>Total Amount (\$):</b>	20,401,000.00
<b>Total Per Capita (\$):</b>	2.13
<b>2007 CDC Best Practices Recommended Annual Investment (\$):</b>	106,800,000.00
<b>Total Expenditures as a Percentage of 2007 CDC Recommended Level (%):</b>	19.1

### Expenditures by 2007 CDC Best Practices Program Components

Program Components	Amount (\$)	Percentage of Total Amount (%)
<b>State and Community Interventions:</b>	10,535,000.00	51.6
<b>Health Communication Interventions:</b>	4,842,000.00	23.7
<b>Cessation Interventions:</b>	2,129,000.00	10.4
<b>All Interventions Subtotal:</b>	<b>17,506,000.00</b>	<b>85.8</b>
<b>Surveillance and Evaluation:</b>	1,925,000.00	9.4
<b>Administration and Management:</b>	970,000.00	4.8
<b>Total:</b>	<b>20,401,000.00</b>	<b>100.0</b>

**Note:** The data are not adjusted for inflation.

**Source:** [Bridging the Gap/ImpacTeen Project, University of Illinois at Chicago Health Policy Center \(UIC\)](#)

## Quitline

### General Information

Quitline Name: QuitlineNC

Phone Numbers: 919-707-5402, 919-707-5400

### Services Available - Hours of Operation and Available Languages

Hours of Operation — Live Pick Up Calls							
Quarter	Monday	Tuesday	Wednesday	Thursday	Friday	Saturday	Sunday
2013-Q4	24 hours	24 hours	24 hours	24 hours	24 hours	24 hours	24 hours
2013-Q3	24 hours	24 hours	24 hours	24 hours	24 hours	24 hours	24 hours
2013-Q2	24 hours	24 hours	24 hours	24 hours	24 hours	24 hours	24 hours
2013-Q1	24 hours	24 hours	24 hours	24 hours	24 hours	24 hours	24 hours
2012-Q4	24 hours	24 hours	24 hours	24 hours	24 hours	24 hours	24 hours
2012-Q3	24 hours	24 hours	24 hours	24 hours	24 hours	24 hours	24 hours
2012-Q2	24 hours	24 hours	24 hours	24 hours	24 hours	24 hours	24 hours
2012-Q1	24 hours	24 hours	24 hours	24 hours	24 hours	24 hours	24 hours

Hours of Operation — Counseling Available							
Quarter	Monday	Tuesday	Wednesday	Thursday	Friday	Saturday	Sunday
2013-Q4	24 hours	24 hours	24 hours	24 hours	24 hours	24 hours	24 hours
2013-Q3	24 hours	24 hours	24 hours	24 hours	24 hours	24 hours	24 hours
2013-Q2	24 hours	24 hours	24 hours	24 hours	24 hours	24 hours	24 hours
2013-Q1	24 hours	24 hours	24 hours	24 hours	24 hours	24 hours	24 hours
2012-Q4	24 hours	24 hours	24 hours	24 hours	24 hours	24 hours	24 hours
2012-Q3	24 hours	24 hours	24 hours	24 hours	24 hours	24 hours	24 hours
2012-Q2	24 hours	24 hours	24 hours	24 hours	24 hours	24 hours	24 hours
2012-Q1	24 hours	24 hours	24 hours	24 hours	24 hours	24 hours	24 hours

Source: National Quitline Data Warehouse, Office on Smoking and Health (NQDW OSH)

Available Languages									
Language	2012-Q1	2012-Q2	2012-Q3	2012-Q4	2013-Q1	2013-Q2	2013-Q3	2013-Q4	
English	✓	✓	✓	✓	✓	✓	✓	✓	✓
Spanish	✓	✓	✓	✓	✓	✓	✓	✓	✓
French						✓	✓	✓	✓
Cantonese						✓	✓	✓	✓
Mandarin						✓	✓	✓	✓
Korean						✓	✓	✓	✓
Vietnamese						✓	✓	✓	✓
Russian						✓	✓	✓	✓
Greek						✓	✓	✓	✓
Amharic (Ethiopian)						✓	✓	✓	✓
Punjabi						✓	✓	✓	✓
Deaf and Hard of Hearing (TTY)	✓	✓	✓	✓	✓	✓	✓	✓	✓
Deaf and Hard of Hearing with Video Relay	✓	✓	✓	✓	✓	✓	✓	✓	✓

Source: National Quitline Data Warehouse, Office on Smoking and Health (NQDW OSH)

## Services Available - Counseling

Counseling Available to Everyone†							
2012-Q1	2012-Q2	2012-Q3	2012-Q4	2013-Q1	2013-Q2	2013-Q3	2013-Q4
✓	✓	✓	✓	✓	✓	✓	✓

† Eligibility criteria do not include Resident of State, Age, and Readiness to Quit.

Source: National Quitline Data Warehouse, Office on Smoking and Health (NQDW OSH)

Number of Counseling Sessions Offered to All Eligible Callers							
2012-Q1	2012-Q2	2012-Q3	2012-Q4	2013-Q1	2013-Q2	2013-Q3	2013-Q4
4	4	4	4	4	4	4	4

Source: National Quitline Data Warehouse, Office on Smoking and Health (NQDW OSH)

## Services Available - Medications

Free Medications†								
Medication	2012-Q1	2012-Q2	2012-Q3	2012-Q4	2013-Q1	2013-Q2	2013-Q3	2013-Q4
Nicotine Patch	✓	✓	✓	✓	✓	✓	✓	✓
Nicotine Gum	✓	✓		✓	✓	✓	✓	✓
Nicotine Lozenge	✓	✓		✓	✓	✓		
Nicotine Nasal Spray								
Nicotine Inhaler								
Bupropion (Zyban®)								
Varenicline (Chantix®)								

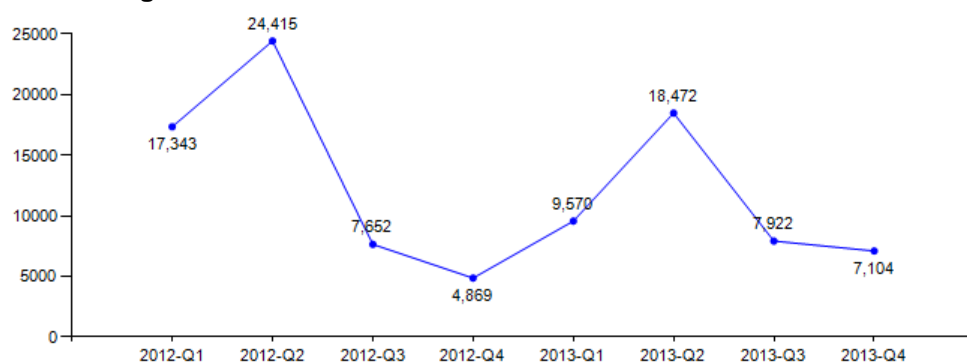
✓ Free Medication Offered - No Requirements    ✓ Free Medication Offered - With Requirements

† Eligibility criteria do not include Resident of State, Age, and Readiness to Quit.

Source: National Quitline Data Warehouse, Office on Smoking and Health (NQDW OSH)

## Service Utilization - Call Volume

### Total Incoming Calls



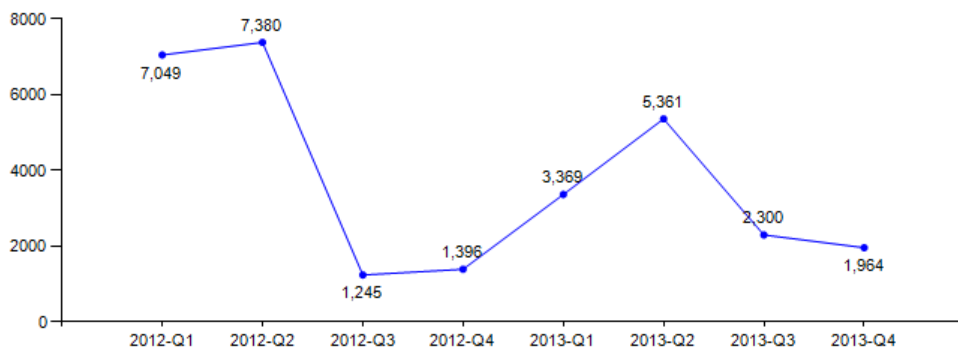
Total Incoming Calls									
2012-Q1	2012-Q2	2012-Q3	2012-Q4	2012-Total	2013-Q1	2013-Q2	2013-Q3	2013-Q4	2013-Total
17,343	24,415	7,652	4,869	54,279	9,570	18,472	7,922	7,104	43,068

Source: National Quitline Data Warehouse, Office on Smoking and Health (NQDW OSH)



## Service Utilization - Services Received

### Total Callers Who Received Counseling and/or Medications †



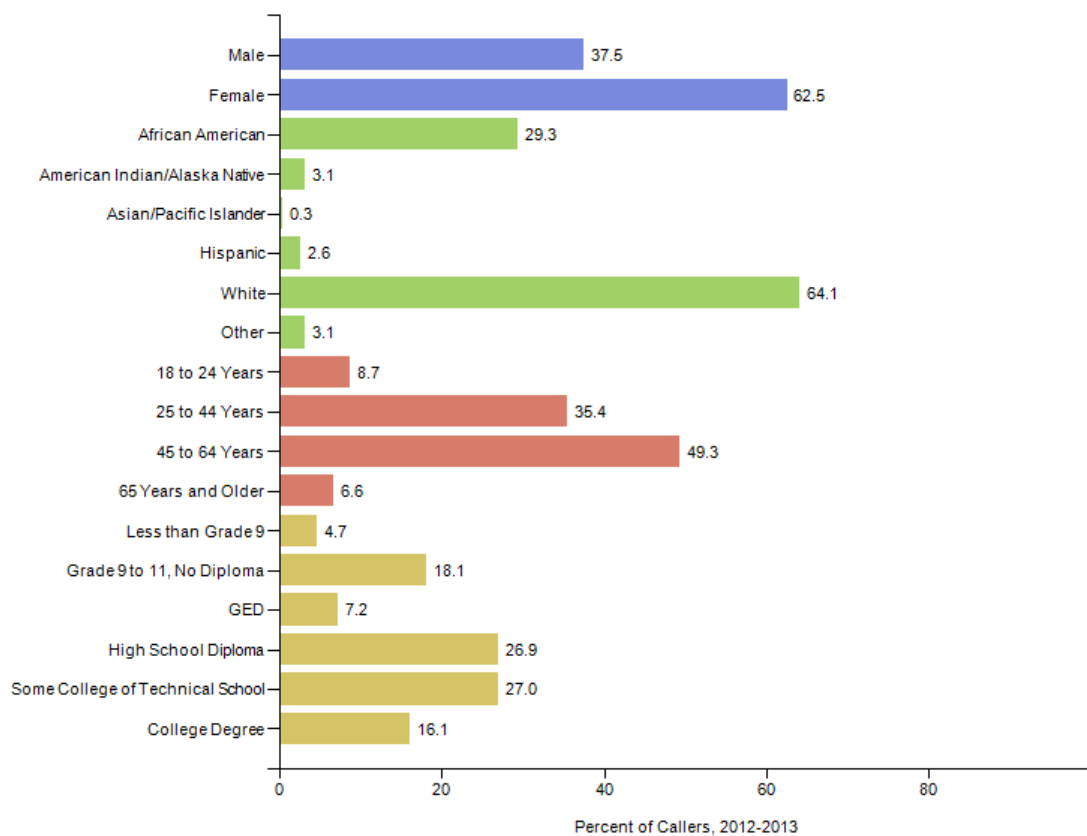
Total Callers Who Received Counseling and/or Medications†									
2012-Q1	2012-Q2	2012-Q3	2012-Q4	2012-Total	2013-Q1	2013-Q2	2013-Q3	2013-Q4	2013-Total
7,049	7,380	1,245	1,396	17,070	3,369	5,361	2,300	1,964	12,994

† Only includes callers who called for themselves.

Source: National Quitline Data Warehouse, Office on Smoking and Health (NQDW OSH)

## Service Utilization - Caller Characteristics

### Characteristics of Callers † ‡, 2012-2013

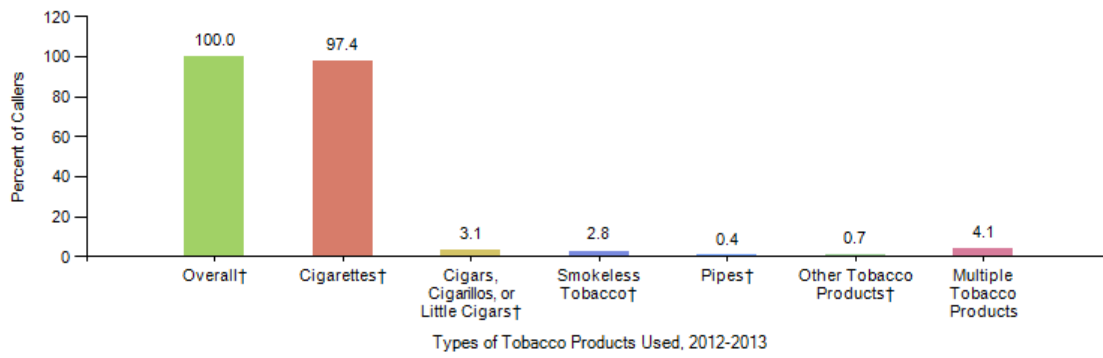


† Only includes callers who called for themselves. Missing values have been excluded.

‡ Percentages for race/ethnicity may sum to more than 100% because some callers select more than one race/ethnicity.

Source: National Quitline Data Warehouse, Office on Smoking and Health (NQDW OSH)

Types of Tobacco Products Used, 2012-2013



† Only includes callers who called for themselves. Percentages may sum to more than 100% because some callers select more than one tobacco product. The percentage of callers who reported using more than one tobacco product is indicated by Multiple Tobacco Products.

Source: National Quitline Data Warehouse, Office on Smoking and Health (NQDW OSH)

Note: Throughout this report NA indicates that the data are not available or are not shown because sample size is < 50.